



BUDDA[®]

AMPLIFICATION

“A high-gain amp maker to be reckoned with.” —*Guitar Player*





“Purple, proud and punchy.”

—*Vintage Guitar*

Tone is an elusive thing. Guitar players know that it can be hard to define, and even harder to find. But when you get it, you never look back.

Budda® Amplifiers specialize in creating unique tonescapes that balance warm tube gain stages with defined, responsive attack.

Our proprietary Dual Class Hot Bias Circuit combines the best characteristics of class A and class AB operation to produce lively tones defined by massive dynamics and complex overtones in second and third harmonics, with plenty of separation to let your guitar sing.

The breakthrough tone of Budda Amplifiers sparked the low-wattage revolution in guitar amps more than a decade ago with the hand-wired Budda Twinmaster™. The innovation continues today with the Superdrive™ II Series, which combines our famous power, punch and clarity to outperform and outclass other amplifiers.

We constantly engineer forward, maintaining a focus on high performance in our products. Our attention to detail is one of the reasons why Budda has received coveted awards such as the *Guitar Player* Editor's Pick for tone and workmanship.

BUDDA[®]

MARK NASON[®]



LUXURY EARNED

THE BUDDA® MN-100™ IS THE CONVERGENCE OF THE MODERN PRECISION OF BUDDA AMPLIFIERS AND THE OLD-WORLD ARTISTRY OF MARK NASON® ITALIAN LEATHERS. FOR THOSE WHO CRAVE BOTH TONE AND LUXURY, THE MN-100 IS SIMPLY THE BEST GUITAR AMPLIFIER MONEY CAN BUY.



MN-100™ Head

This three channel, 120 watt amplifier is driven by seven two-stage 12AX7 tubes, four EL34s and two 5U4Gs, allowing the MN-100 to cover an extremely broad range of tone. Each channel features isolated preamp tubes and independent Reverb, Resonance and Presence controls, along with Budda's trademark OVER-BOOST™ circuit. Each channel also features independent true bypass effects loops with trailing decay that can be configured in series, parallel or global operation. The master section features dual volume control for additional boost. Powered by dual 5U4G rectifier tubes and a solid state rectifier, Budda's patent-pending PowerPan circuit allows the unprecedented ability to pan between full tube or solid state rectification, drastically increasing the tonal pallet. Designed with the touring professional in mind, features such as Silent MIDI LDR switching throughout the amplifier allow the MN-100 to easily integrate into any professional rig. From feature set to fit-and-finish, the MN-100 redefines the very concept of the guitar amplifier.



MADE IN THE USA

MN-100™ Head Specifications

- 120 watts into 16, 8 or 4 ohms with half-power switch
- 3 channels, clean, rhythm and lead
- 4xEL34 120w power section, 7x12AX7 preamp section and 2x5U4G rectifier tubes
- Power amp can use 6L6GC or EL34 tubes (plus KT66, KT88, 5881 and 6CA7 with re-biasing)
- Rectifier can use 5U4, 5AR4 or GZ34 tubes
- Patent-pending PowerPan rectifier selector knob
- Custom Italian leather covering by Mark Nason®
- Separate three-band passive EQ on each channel
- Silent LDR MIDI channel switching
- High quality audio grade resistors and poly caps throughout
- Massive custom designed output transformer
- Multi-function MIDI footswitch included
- Separate Resonance & Presence controls on each channel
- Master Volume and Master Boost
- OVER-BOOST™ stompbox-style lead boost on each channel
- Separate spring reverb control on each channel
- High and Medium 1/4" inputs
- Slave output/Power amp input
- Separate true bypass effects loops on each channel with send and return level adjustments. Channel 2's loop can be used as global loop
- Ceramic tube sockets

MN-412™ Enclosure

- Custom Italian leather covering by Mark Nason
- Solid pine with finger-jointed corners
- Four custom-designed 12" Budda® Phat loudspeakers
- Closed back



MADE IN THE USA





**SUPERDRIVE™
SERIES II**

Heads

Combos



THE
SCRIPT

Mark Sheehan



SUPER

BUDDA®

DRIVE 18

SERIES II

- 18 watts. 12AX7 high-grade
- preamp tubes. Hand-wired
- power amp. Class AB.
- Rhythm and Hi Gain channels.
- Treble, mid and bass controls.
- Pull "Modern" Mid function.
- Pull "Brite" on Rhythm
- volume. Rhythm and master
- volume. Drive control. Effects
- loop. Slave out. Footswitch.
- Made in the U.S.A.

HEAD

- 2 x EL84 and 1 x 5u4 rectifier.
- Custom-wound transformer
- with 4/8/16 ohm switch. 28.4
- lbs.

1x12 COMBO

- 2 x EL84 and 1 x 5u4 rectifier.
- Custom-wound transformer
- with 4/8/16 ohm switch. 40
- lbs. 1 x 12" custom-designed
- Budda Phat loudspeaker.

**“For 18 watts, this sucker is loud, punchy
and big sounding!”** —*Guitar Player*



The Superdrive™ 18 is a low-wattage powerhouse. Designed for clubs and studios, this lightweight, two-channel amplifier offers sparkling rhythm complexity with super-sensitive high-gain articulation. There's nothing more organic than the tone of EL84 power tubes being pushed to their limits, with lush sag and rewarding sustain.

BUDDA AMPLIFIERS & CABINETS ARE DESIGNED AND BUILT IN THE U.S.A.

"If you are looking for an amp that can bring out the best in your playing style, the Superdrive may be the ride of your life." —Guitar Player



BUDDA AMPLIFIERS & CABINETS ARE DESIGNED AND BUILT IN THE U.S.A.

Like our 18-watt on steroids, there's a good reason why our Superdrive™ 30 earned the nickname "The Dirty 30" around Budda HQ. High-gain aficionados will find plenty of inspired gain, simultaneously sweet and aggressive, while the Rhythm channel nails a sparkling tone with chiming harmonics and a touch-sensitive circuit that allows even the most subtle jazz player the chance to show his chops.

- 30 watts. 12AX7 high-grade preamp tubes. Hand-wired power amp. Class AB. Rhythm and Hi Gain channels. Treble, mid and bass controls. Pull "Modern" Mid function. Pull "Brite" on Rhythm volume. Drive control. Effects loop. Slave out. Footswitch. Made in the U.S.A.

HEAD


4 x EL84 and 1 x 5u4 rectifier. Custom-wound transformer with 4/8/16 ohm switch. 32.4 lbs.

1x12 COMBO

4 x EL84 and 1 x 5u4 rectifier. Custom-wound transformer with 4/8/16 ohm switch. 43 lbs. 1 x 12" custom-designed Budda Phat loudspeaker.

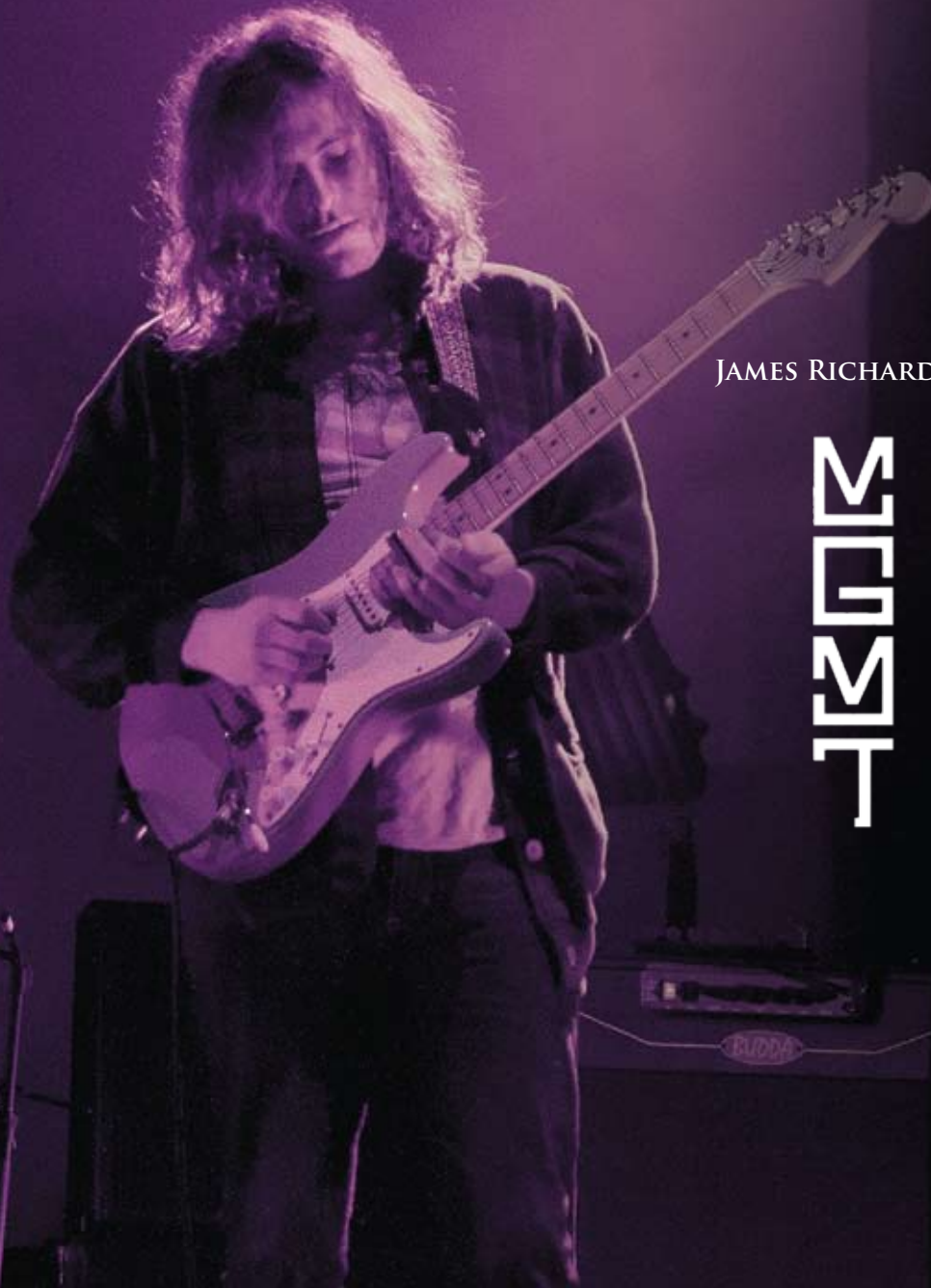
2x12 COMBO

4 x EL84 and 1 x 5u4 rectifier. Custom-wound transformer with 4/8/16 ohm switch. 56 lbs. 2 x 12" custom-designed Budda Phat loudspeakers.



LESLIE WEST
MOUNTAIN

SUPER
BUDDA®
DRIVE 30
SERIES II



JAMES RICHARDSON

MODERN

SUPER

BUDDA®

DRIVE 45

SERIES II

- 45 watts. 12AX7 high-grade preamp tubes. Hand-wired power amp. Class AB. Rhythm and Hi Gain channels. Treble, mid and bass controls. Pull "Modern" Mid function. Pull "Brite" on Rhythm volume. Drive control. Effects loop. Slave out. Footswitch. Made in the U.S.A.

HEAD

- 2 x KT66 and 1 x 5u4 rectifier. Custom-wound transformer with 4/8/16 ohm switch. Multiple speaker outputs. 37.34 lbs.

1x12 COMBO

- 2 x KT66 and 1 x 5u4 rectifier. Custom-wound transformer with 4/8/16 ohm switch. 52 lbs. 1 x 12" custom-designed Budda Phat loudspeaker.

2x12 COMBO

- 2 x KT66 and 1 x 5u4 rectifier. Custom-wound transformer with 4/8/16 ohm switch. Multiple speaker outputs. 70 lbs. 2 x 12" custom-designed Budda Phat loudspeakers.

BUDDA AMPLIFIERS & CABINETS ARE DESIGNED AND BUILT IN THE U.S.A.

“The cut, definition and transient attack is almost scary.” —*Guitar Player*

The aggressive bite and complex overtones of KT66 tubes help make the Superdrive™ 45 an expressive beast, very sensitive to touch and pick attack with deep bass, punchy mids and a top end that slices through the mix.



SUPER

BUDDA®

DRIVE 80


SERIES II

30 SECONDS TO MARS

TOMO MILIČEVIĆ



The Superdrive™ 80 is our high-powered arena rocker, designed as a modern take on the famous 100-watt plexi of the '60s. Powered by four 6L6GC power tubes that can be swapped for 6550s, this muscular amp is not for the faint of heart. If you crave a sonic assault that will leave other rigs in the dust, the Superdrive 80 is the only amp for you.



"The Budda Superdrive 80 delivers each blistering note with enlightening range and depth." —Guitar World

80 watts. 12AX7 high-grade preamp tubes. Hand-wired power amp. Class AB. Rhythm and Hi Gain channels. Treble, mid and bass controls. Pull "Modern" Mid function. Pull "Brite" on Rhythm volume. Drive control. Effects loop. Slave out. Footswitch. Made in the U.S.A.

HEAD

4 x 6L6GC. Custom-wound transformer with 4/8/16 ohm switch. 40.41 lbs.

2x12 COMBO

4 x 6L6GC. Custom-wound transformer with 4/8/16 ohm switch. 2 x 12" custom-designed Budda Phat loudspeakers. 74 lbs.



BUDDA AMPLIFIERS & CABINETS ARE DESIGNED AND BUILT IN THE U.S.A.





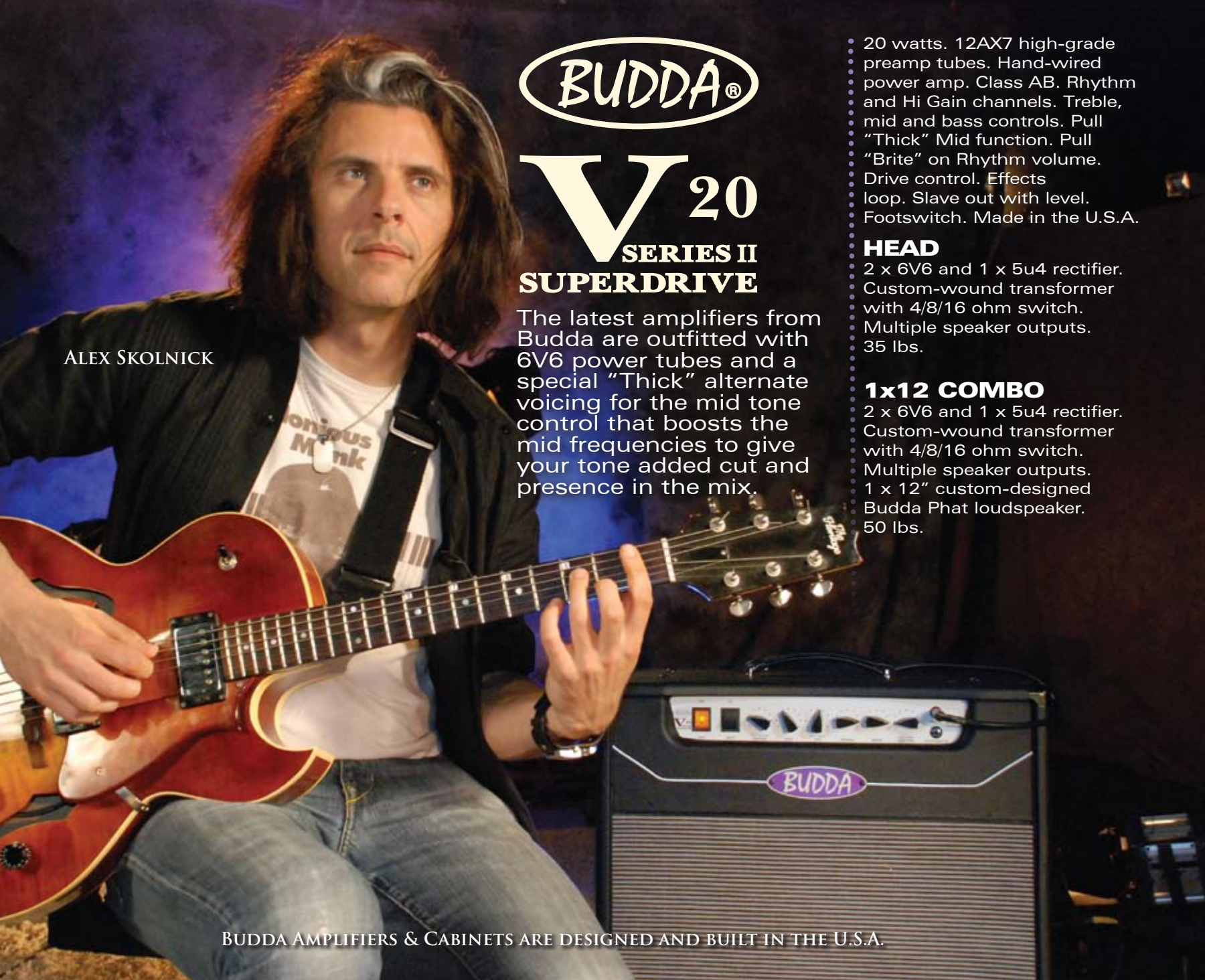
BUDDA®

V

**SERIES II
SUPERDRIVE™**

Heads

Combos



BUDDA®

V 20

**SERIES II
SUPERDRIVE**

The latest amplifiers from Budda are outfitted with 6V6 power tubes and a special "Thick" alternate voicing for the mid tone control that boosts the mid frequencies to give your tone added cut and presence in the mix.

ALEX SKOLNICK

- 20 watts. 12AX7 high-grade preamp tubes. Hand-wired power amp. Class AB. Rhythm and Hi Gain channels. Treble, mid and bass controls. Pull "Thick" Mid function. Pull "Brite" on Rhythm volume.
- Drive control. Effects loop. Slave out with level. Footswitch. Made in the U.S.A.

HEAD

- 2 x 6V6 and 1 x 5u4 rectifier. Custom-wound transformer with 4/8/16 ohm switch.
- Multiple speaker outputs. 35 lbs.

1x12 COMBO

- 2 x 6V6 and 1 x 5u4 rectifier. Custom-wound transformer with 4/8/16 ohm switch.
- Multiple speaker outputs. 1 x 12" custom-designed Budda Phat loudspeaker. 50 lbs.

BUDDA AMPLIFIERS & CABINETS ARE DESIGNED AND BUILT IN THE U.S.A.

“Whoa, this little amp is loud! It’s confident and sharp, with a quick response and an edgy attack that make it great for speedy picking and crystalline jangle alike.” —Guitar Player



BUDDA®

V 40
SERIES II
SUPERDRIVE

“An outstanding lead voice, with great lower-midrange body, sweet but eviscerating highs, great sustain, and an easy float into feedback.” —Guitar Player

The latest amplifiers from Budda are outfitted with 6V6 power tubes and a special “Thick” alternate voicing for the mid tone control that boosts the mid frequencies to give your tone more cut and presence in the mix.



- 40 watts. 12AX7 high-grade preamp tubes. Hand-wired power amp. Class AB. Rhythm and Hi Gain channels. Treble, mid and bass controls. Pull “Thick” Mid function. Pull “Brite” on Rhythm volume. Drive control. Effects loop. Slave out with level. Footswitch. Made in the U.S.A.

HEAD

- 4 x 6V6. Custom-wound transformer with 4/8/16 ohm switch. Multiple speaker outputs. 44 lbs.

1x12 COMBO

- 4 x 6V6. Custom-wound transformer with 4/8/16 ohm switch. Multiple speaker outputs. 1 x 12” custom-designed Budda Phat loudspeaker. 60 lbs.


2x12 COMBO

- 4 x 6V6. Custom-wound transformer with 4/8/16 ohm switch. Multiple speaker outputs. 2 x 12” custom-designed Budda Phat loudspeakers. 78 lbs.



R. H.
RANDY HOUSER

BUDDA AMPLIFIERS & CABINETS ARE DESIGNED AND BUILT IN THE U.S.A.



CABINETS

**Specially Voiced, Premium
Budda Loudspeaker Cabinets**



BUDDA AMPLIFIERS & CABINETS ARE DESIGNED AND BUILT IN THE U.S.A.



Budda loudspeaker enclosures are hand wired with the highest quality components to ensure that nothing in your tone gets lost in translation.

4x12


28" x 14" x 28.75"
91 lbs.

When you want to move a lot of air and cut through the mix, the Budda 4x12 is the answer. We fine-tuned this enclosure to coax tremendous amounts of bottom and midrange punch from the power section of our high-wattage amps.

2x12 Half and Closed Back

28" x 14" x 18.5"
55 lbs.

The Budda 2x12 extension cab will fit nicely underneath your combo or in a stereo rig. The corners are dovetailed and the cabinet is solid pine, which offers lots of midrange punch. Loaded with our standard Budda Phat 12" loudspeakers. Available in an open and closed back configuration.



BUDWAH™



The Budwah™ is one of the most sought-after wah-wah pedals ever made, designed with tightly focused tone sweep and an outstanding vocal-like quality. At bass settings (heel rocked back), the Budwah tone is thick and honky without losing clarity of the note. When fully depressed, the highs roll off to a frequency that isn't piercing like many other wahs.

We also incorporated a hard-wire bypass that takes the effect completely out of the circuit


when switched off, allowing your signal path to remain pure and in no way compromised like vintage-style wahs. Our custom coil inductor is a modern and enhanced version of the classic Italian Fasel inductor, which enhances the voice-like effect.

Feel the mojo of the Budwah and you will see why many of today's professionals rely on Budda for their signature sound.



BUDDA AMPLIFIERS & CABINETS ARE DESIGNED
AND BUILT IN THE U.S.A.

Tone is something you truly have to feel to believe. Our engineers and amp technicians not only feel it—they spend their lives elbow-deep in it, hand wiring amp chassis and cabinets and custom-fitting our trademark tailored coverings.





WWW.BUDDA.COM
(877) 612-8332

Printed in the U.S.A.

80305751